

FD61915E-A

FD61915E-A FIFTEEN-HEAD DYE SUBLIMATION PRINTER

INDUSTRIAL GRADE SPEED

610m²/h



FUNCTIONS AND FEATURES

EPSON I3200-A1 PRINthead

EPSON I3200-A1 printhead has 3200 nozzles, variable drop ink technology, improves printing resolution, improves color restoration degree, up to four levels of gray print can be supported.



LINEAR MOTOR

Carriage is driven by linear motor, cooperative with maglev guide rail, more stable and accurate during printing.



IMPORTED THK MUTE GUIDE RAIL

Japanese THK mute guide rail, moving steadily, longer working life, and reducing the resistance and noise of carriage moving during the high speed printing.



IMPORTED FLUORORUBBER PINCH ROLLER

Fluororubber pinch roller imported from the United States, which can prevent static electricity and ink flying. Printing size is more accurate. Each pinch roller is independent and able to be lifted up separately to avoid wrinkle during printing.




HIGH-PRECISION MACHINED PRINTER BEAM

Machine beam overall increase and widen, higher strength, printing more smooth and stable.



RUBBER ROLLER

Special designed paper transmission roller, which is for thin paper printing, 20-30g paper can be printed perfectly without wrinkle.



INDUSTRIAL SERVO DRIVE REDUCER

Feeding & take-up system adopts industrial servo-drive reducer, which has high speed, high precision and more stable during feeding and take-up.



NEW DESIGNED CARRIAGE PLATE

New upgrade of the carriage plate, staggered head arrangement, 15-head is divided into three groups, 1 pass equals to 3 pass, high speed and high quality.



LONGER LIFE




AUTO CLEANING



HIGH PERFORMANCE




HIGH STABILITY



HIGH EFFICIENCY



HIGH PRECISION



1900mm

PRINT WIDTH

CMYK

COLOR

I3200-A1

PRINthead TYPE

TECHNICAL PARAMETERS

Model	FD61915E-A
Printhead	Type: EPSON I3200-A1 Printhead Printhead Quantity:15 Nozzle Quantity: 3200
Print Speed (Tested on linear printing without feather function)	High-speed Mode 240*1800dpi 1PASS: 610m ² /h 240*3600dpi 2PASS: 300m ² /h High-precision Mode 360*1800dpi 1PASS: 430m ² /h 360*3600dpi 2PASS: 220m ² /h
Ink Type	Type: Sublimation Ink Color: CMYK(Optional 6 Colors)
Print Width	1900mm
Print Media	Transfer Paper
Media Transmit	Pinch Roller Mode
Dryer	Extra Intelligent Dryer Device
Moisture Mode	Full Seal Auto Moisture and Cleaning
Rip Software	Maintop, FlexiPRINT, ONYX, Neostampa and etc. Maintop6.1(Standard Equipped)
Image Format	JPG, TIF, PDF, etc.
Computer Configuration	Computer System: Win7 64Bits Win10 64Bits, Hard Disk: 500G or more (SSD is recommended), RAM: 16G, GPU: ATI Mobility Memory 4G, CPU: Intel i7 Processor, Transmission Interface: Dual Gigabit Ethernet Ports
Standard Configuration	Intelligent Drying System, Integrated Three-color Light Alarm System, Air Inflatable Feeding & Take-up Unit (1000m or 10000m Media Feeding & Take-up Unit is Optional)
Working Environment	Temp.: 18°C-30°C, Humidity: 35%-65%
Power Supply	Input Voltage: 210-230VAC Machine Printing Power: 15KW Dryer: Max 10.8KW
Machine Size	Dimension: 3757*1476*1962mm Packing: 3920*1150*2110mm Dimension: 3757*2320*1962mm Packing: 3920*1150*2110mm 10000m Media Feeding & Take-up Unit: 2700*1100*1365mm

*The technical indicators and content of the machines are subject to the actual sales of the machine. The technical parameters and content of this brochure will be changed without further notice. The right of interpretation belongs to the manufacturer.